



CONTEMPORARY

The Contemporary garage door series, immaculately constructed, offers the texture and aesthetic of real wood panels with excellent thermal efficiency.

SIZING OPTIONS

Headroom requirements may vary on doors. **Please Note:** Elite Finish in Charcoal is only available in standard heights of 7', 8', 9' and 10'.



DOOR PRODUCT

Contemporary

R-VALUE

16

THICKNESS

1-3/4"

AVAILABLE WIDTHS

8' 9' 10' 12' 14' 16' 18'


STANDARD HEIGHT

6' - 10'

COLOUR OPTIONS

Brochure colour representation may vary from true colour.

To obtain an exact colour reference, please contact a Steel-Craft dealer for colour samples.



White



Sable Grey



Sandstone

ELITE FINISHES



Walnut



Cedar




Charcoal

WINDOW OPTIONS

GLASS COLOUR

Frame colours available in White, Sable Grey, Espresso and Black.



Clear



Satin Texture

ELITE GLASS



Bronze Tint




Dark Tint

WINDOW PLACEMENT OPTIONS


Window size available in 24"x 6"

Available in 5/8" ThermoPane.


Alignment available in Left Vertical Column, Right Vertical Column and Top Horizontal Row.



Full Section Stacked



Top Section Stacked



Bottom Section Stacked



Don't just hang a door,
Install a Steel-Craft.

For a complete list of products,
visit steel-craft.ca

EDMONTON

Head Office:
780.453.3761
13504, St. Albert Trail
Edmonton, Alberta
T5L 4P4

CALGARY

403.255.3300

KELOWNA

250.765.4765

VANCOUVER

604.888.2550

TORONTO

905.564.3522

